

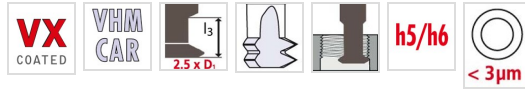
GW3016VX

DIN 14

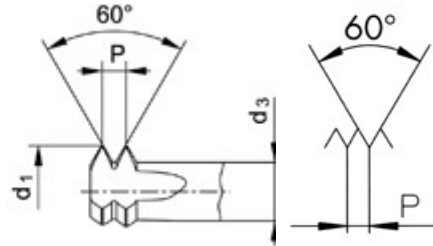
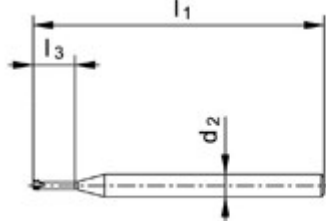
DC



Tool features



Technical sketch





Tool data

ID	D1	Ø d1	Tol	P	l1	l2	l3	d2		
187261	M0.8	0.57	0	0.200	39.0	0.4	2.3	3.00	3	0.66

Product range GW3016VX M0.8x0.2

ID	D1	Ø d1	Tol	P	l1	l2	l3	d2		
187261	M0.8	0.57	0	0.200	39.0	0.4	2.3	3.00	3	0.66
187262	M0.9	0.64	0	0.225	39.0	0.5	2.6	3.00	3	0.74
187263	M1	0.71	0	0.250	39.0	0.5	2.9	3.00	3	0.75
187264	M1.2	0.91	0	0.250	39.0	0.5	3.4	3.00	3	0.95
187265	M1.4	1.06	0	0.300	39.0	0.6	3.9	3.00	3	1.10
187266	M1.6	1.20	0	0.350	39.0	0.7	4.5	3.00	3	1.25
187267	M1.8	1.40	0	0.350	39.0	0.7	5	3.00	3	1.45
187268	M2	1.54	0	0.400	39.0	0.8	5.6	3.00	3	1.60
194310	M2.3	1.84	0	0.400	39.0	0.8	6.3	3.00	3	1.90
187269	M2.5	1.98	0	0.450	39.0	0.9	6.9	3.00	3	2.05
194311	M2.6	2.08	0	0.450	39.0	0.9	7.1	3.00	3	2.15
187270	M3	2.43		0.500	51.0	1.0	8.4	5.00	4	2.50
187271	M3.5	2.81		0.600	51.0	1.2	9.9	5.00	4	2.90
187272	M4	3.20		0.700	51.0	1.4	11.3	5.00	4	3.30
187273	M5	4.08		0.800	51.0	1.6	14	5.00	4	4.20
187274	M6	4.85		1.000	51.0	2.0	16.8	5.00	4	5.00
187275	M8	5.95		1.250	63.0	2.5	23	6.00	5	6.80

ID	D1	Ø d1	Tol	P	l1	l2	l3	d2		
187276	M10	7.95		1.500	67.0	3.0	28	8.00	5	8.50
187277	M12	9.95		1.750	76.0	3.5	34	10.00	5	10.20
187278	M14	10.95		2.000	95.0	4.0	44	12.00	5	12.00
187279	M16	10.95		2.000	95.0	4.0	44	12.00	5	14.00
187280	M18	13.95		2.500	105.0	5.0	55	14.00	6	15.50
187281	M20	13.95		2.500	105.0	5.0	55	14.00	6	17.50