

# SA450-3

ASME B1.1

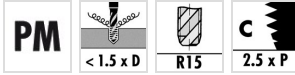
DIN 374



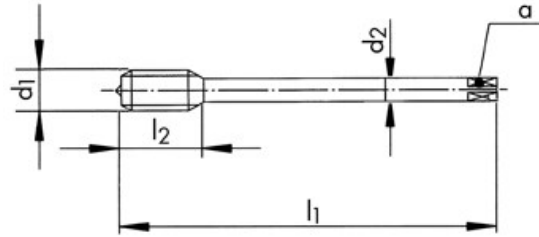
**Range of application**



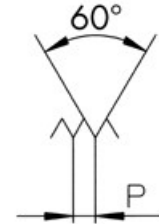
**Tool features**



**Technical sketch**



**Profile sketch**



**Tool data**

ID	D1	Ø d1	Tol	P	l1	l2	d2	a		
152290	UNF7/16-20	11.11	2B	1.270	100.0	22.0	8.00	6.2	4	9.80

**Product range SA450-3 UNF7/16-20 2B**

ID	D1	Ø d1	Tol	P	l1	l2	d2	a		
152290	UNF7/16-20	11.11	2B	1.270	100.0	22.0	8.00	6.2	4	9.80
152291	UNF1/2-20	12.70	2B	1.270	100.0	24.0	9.00	7.0	4	11.40